

Nano Speed™ 1x1 Fiberoptic Switch / On-Off Modulator

(Protected by U.S. patent 7,403,677B1 and pending patents)

Product Description

The NS 1x1 fiber optic switch/on-off modulator is a fast shutter device featuring very low loss, fast response, and high optical power handling. This is achieved using patented non-mechanical configurations with solid-state all-crystal designs, which eliminates the need for mechanical movement and organic materials. The NS fiberoptic switch is designed to meet the most demanding switching requirements of ultra-high reliability, fast response time, and continuous switching operation.

The device can be driven by a cost effective circuit with 12V input voltage and a 0-5 V control signal.



Performance Specifications

NS 1x1 Switch/Modulator	Min	Typical	Max	Unit
Operation Wavelength	400		2005	nm
Insertion Loss ¹	0.4	0.6	1.0	dB
Isolation	20	25	35	dB
Polarization Dependent Loss		0.15	0.35	dB
IL Temperature Dependency		0.25	0.5	dB
Polarization Mode Dispersion		0.1	0.3	ps
Return Loss	45	50	60	dB
Response Time (Rise, Fall)			300	ns
Repetition Rate	DC	5	300**	KHz
Operating Temperature	-5		70	°C
Optical Power Handling		300	5000***	mW
Storage Temperature	-40		85	°C
Package Dimension		57.5x7.35x9.7		mm

* Driver kit is recommended

** Special circuit

*** Special Order

1. Excluding connectors.

Features

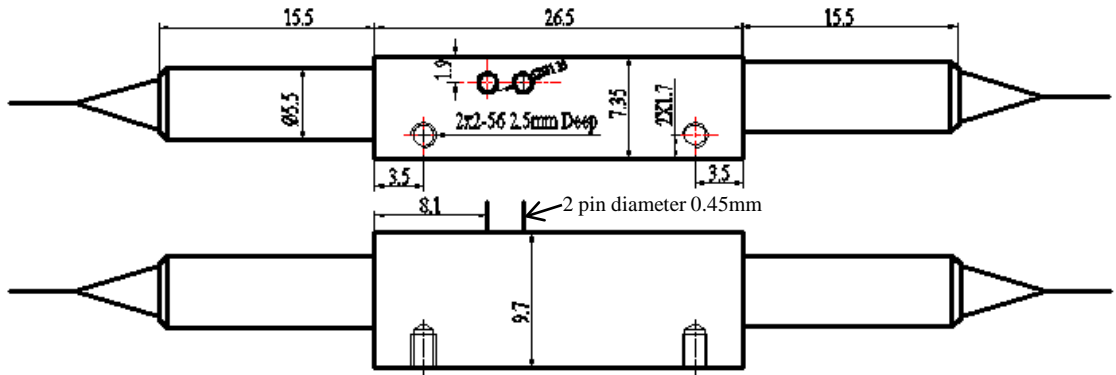
- Solid-State high speed
- Ultra-high reliability
- Low insertion loss
- Compact
- Low cost
- Low power consumption
- Simple driver

Applications

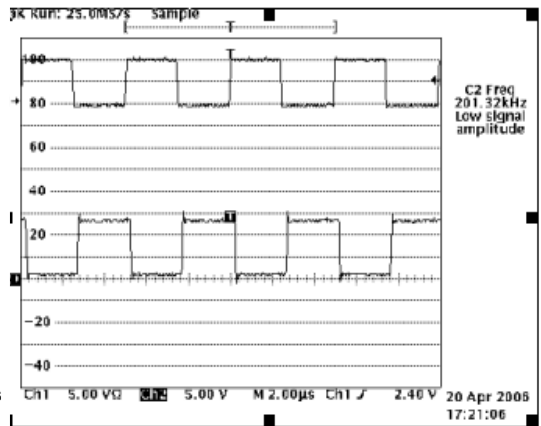
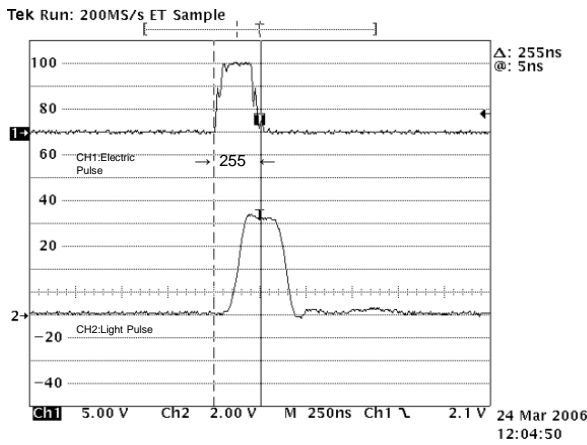
- Optical blocking
- Configurable operation
- Instrumentation

Nano Speed™ 1x1 Fiberoptic Switch / On-Off Modulator

Mechanical Dimensions (mm)

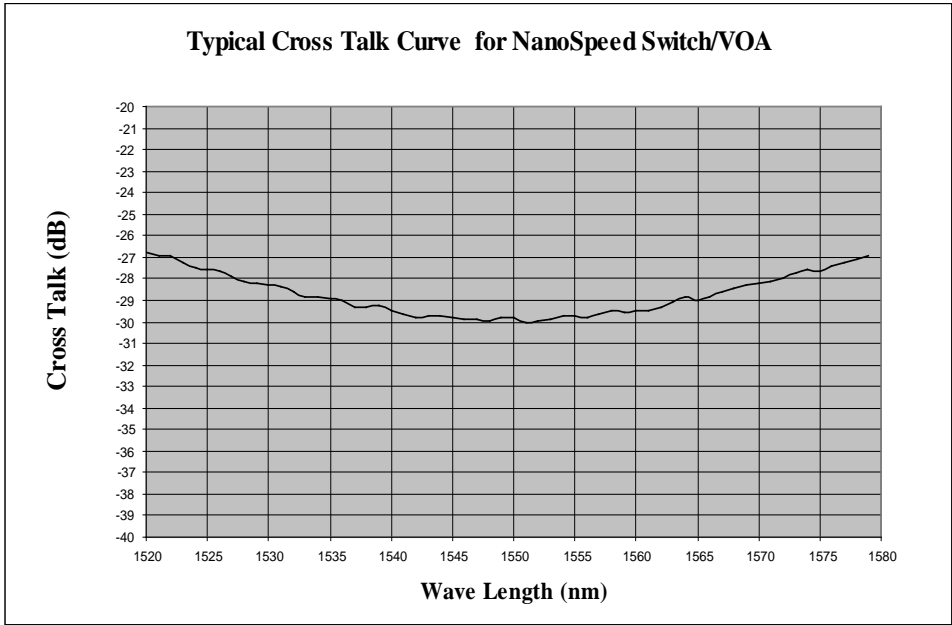


Speed and Repetition Measurement



Nano Speed™ 1x1 Fiberoptic Switch / On-Off Modulator

Bandwidth Measurement



Ordering Information

NSSW-	<input type="checkbox"/>	<input type="checkbox"/>	<input type="checkbox"/>	1	1	1	<input type="checkbox"/>	<input type="checkbox"/>	<input type="checkbox"/>
Type	Wavelength	Configuration	Package	Fiber Type		Fiber Length	Connector		
1x1=11	1060=1 L Band=2 1310=3 1410=4 1550=5 650=6 780=7 850=8 Special=0			SMF-28=1 Special=0	Bare fiber=1 900um loose tube=3 Special=0	0.25m=1 0.5m=2 1.0 m=3 Special=0	None=1 FC/PC=2 FC/APC=3 SC/PC=4 SC/APC=5 ST/PC=6 LC=7 Special=0		